



# PICA 9

## 120V PENDANTS

### SPECIFICATIONS:

#### DESCRIPTION

Cord-hung, cable-hung or stem-mount pendant with handcrafted glass diffuser.

#### LAMPING

**Standard:** 75W A19 120V incandescent, lamp not included. Dimmable with standard incandescent dimmer (not included).

**GU24 CFL:** Self-ballasted GU24 lampholders. 18W max, 120V, lamp not included.

**LED:** 9W Replaceable source, 120V, dimmable, 80+ CRI, 3000°K CCT, 800 lumens, 30,000 hours. Lamp included.

#### DIFFUSER

Shade shall be handcrafted glass of various decors. 8.7" Dia. x 6.6" H

#### SUSPENSION

**Cord-hung:** 10' SVT-type cord, complete with 5" decorative sleeve at the socketholder. Jacket coordinates with metal finish. Plated stamped steel construction. Bronze or Satin Nickel. See next page for multilight options.

**Cable-hung:** 1x 10' aircraft-quality stainless steel cable support with 10' AWM-type cord. Jacket coordinates with metal finish. 5" Dia. dome canopy is plated stamped steel. Bronze or Satin Nickel.

**Stem-mount:** 4 connectable stem sections (3", 6", 12" and 18" lengths) plus telescoping piece for up to 3" adjustment, 10' max. 5" Dia. canopy (with swivel) and stem sections are plated steel. Bronze or Satin Nickel.

#### MOUNTING

Installs directly to a 4" octagonal ceiling box. Suitable for sloped ceilings.

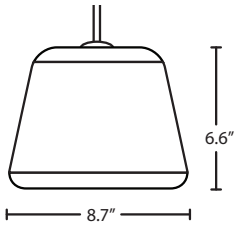
#### LABELS

UL or ETL Listed. Suitable for Damp Locations (interior use only).

Consult factory concerning lower wattage labeling for energy requirements.



PICA 9 SHOWN IN TAN SAND (PIC9TN) & CREME SAND (PIC9CR)



PIC9WH  
WHITE SAND



PIC9GD  
GOLD SAND



PIC9RD  
RED SAND



PIC9BL  
BLUE SAND



**Project Information:**

**For ordering information, see next page**

All dimensions provided are nominal. Allowance must be made for dimensional tolerance in handcrafted glasses.

REV 1/17



### ORDERING:

CONNECTION	SHADE OPTIONS	LAMP OPTIONS	METAL FINISH	OPTIONS
Cord Fixture	<b>PIC9BL</b> Blue Sand	(blank) 75W A19 Incan	<b>BR</b> Bronze	<b>L</b> 15' cord
<b>1JC</b> 1 Lt. Dome	<b>PIC9CR</b> Creme Sand	<b>GU24</b> 18W GU24 120V	<b>SN</b> Satin Nickel	<b>LW</b> Low wattage labeling
<b>1JT</b> 1 Lt. Flat	<b>PIC9GD</b> Gold Sand	<b>LED</b> 9W LED 120V, dimmable		
Cable Fixture	<b>PIC9RD</b> Red Sand			
<b>1KX</b> 1 Lt. Dome	<b>PIC9TN</b> Tan Sand			
	<b>PIC9WH</b> White Sand			

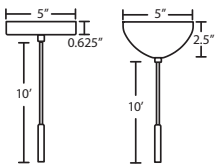
**Ex. 1JT-PIC9RD-SN**  
Pica 9 Pendant w/ Red Sand Glass, Satin Nickel Finish

Stem Fixture  
**1TT** 1 Lt. Flat

Multi light  
**J** For Multi light Canopy  
Multi light available  
See options to right

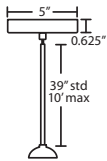
### PENDANT OPTIONS:

#### 1JT / 1JC / J MONOPOINT PENDANT CANOPY



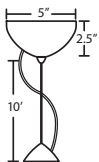
- Flat (1JT) or Dome (1JC) Canopy styles. Dome style allows adjustment without cutting cord.
- "J" option is pendant less canopy for multiport canopy (options to the right)
- Suitable for sloped ceilings
- Cord: 10' SVT, 5" sleeve at socketholder (V Series utilizes SJT-type)
- Bronze or Satin Nickel

#### 1TT STEM PENDANT



- Swivel at canopy, suitable for sloped ceilings
- Includes telescoping section plus 4 connectable stem sections, (1x 3', 1x 6', 1x 12', 1x 18'), 10' max
- Bronze or Satin Nickel

#### 1KX CABLE-HUNG PENDANT



- 1x 10' aircraft-quality stainless steel cable
- Suitable for sloped ceilings
- 1x lampholder
- Cord: 10' AWM-type provided
- Bronze or Satin Nickel

### ACCESSORIES:

#### ADDITIONAL STEM SECTIONS:

Additional connecting stems are available to increase overall length, up to 10' max. Telescoping adjustable section allows up to 3" movement.

<b>T20A-SN</b> or <b>T20A-BR</b>	Adj. Section
<b>T203-SN</b> or <b>T203-BR</b>	3" Section
<b>T206-SN</b> or <b>T206-BR</b>	6" Section
<b>T212-SN</b> or <b>T212-BR</b>	12" Section
<b>T218-SN</b> or <b>T218-BR</b>	18" Section

#### LONGER CORD LENGTHS:

Longer cord length of 15' available. Add an "L" to the end of the item number, i.e. 1JC-169707-SNL.

#### LOW WATTAGE LABELING:

Incandescent fixture supplied with 16 watt relamp label. Add an "LW" to the end of the item number, i.e. 1JC-169707-SN-LW.

#### CORD SLEEVES:

If concealing the cord is desired, order our 0.25" dia. metal sleeves. Each sleeve is 18" long and may be field cut.

<b>T118-SN</b>	Satin Nickel
<b>T118-BR</b>	Bronze

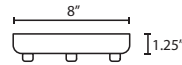
#### STEMHOOKS:

Suspension hooks allow cord drops to be placed wherever desired. Suitable for sloped ceilings.

<b>T103BR</b>	Bronze
<b>T103SN</b>	Satin Nickel

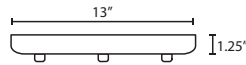
### MULTIPOINT CANOPY OPTIONS:

#### T33X 3 LIGHT ROUND CANOPY



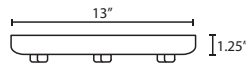
- Suitable for sloped ceilings
- Bronze or Satin Nickel
- 10" Dia. shades MAX, with staggered heights

#### T33XL 3 LIGHT LARGE ROUND CANOPY



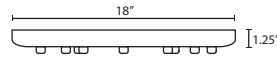
- Suitable for sloped ceilings
- Bronze or Satin Nickel
- 16" Dia. shades MAX, with staggered heights

#### T36X 6 LIGHT ROUND CANOPY



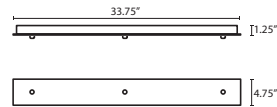
- Suitable for sloped ceilings
- Bronze or Satin Nickel
- 10" Dia. shades MAX, with staggered heights

#### T39X 9 LIGHT ROUND CANOPY



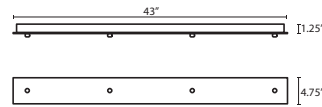
- Suitable for sloped ceilings
- Bronze or Satin Nickel
- 10" Dia. shades MAX, with staggered heights

#### T33V 3 LIGHT BAR CANOPY



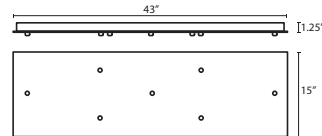
- Suitable for sloped ceilings
- Bronze or Satin Nickel
- 20" Dia. shades MAX, with staggered heights

#### T34V 4 LIGHT BAR CANOPY



- Suitable for sloped ceilings
- Bronze or Satin Nickel
- 20" Dia. shades MAX, with staggered heights

#### T37V 7 LIGHT BAR CANOPY



- Suitable for sloped ceilings
- Bronze or Satin Nickel
- 14" Dia. shades MAX, with staggered heights

### HOW TO ORDER A MULTILIGHT FIXTURE

Order your canopy with the selected 120V multi light pendants (indicated by "B" or "J" prefix) for the complete fixture:

**Example: 1x T33X-SN (3 Light Round Canopy)**

**1x J-PIC9RD-SN** ((Pica 9 Pendant in Blue Sand)

**1x J-PIC9BL-SN** ((Pica 9 Pendant in Red Sand)

**1x J-PIC9WH-SN** ((Pica 9 Pendant in White Sand)